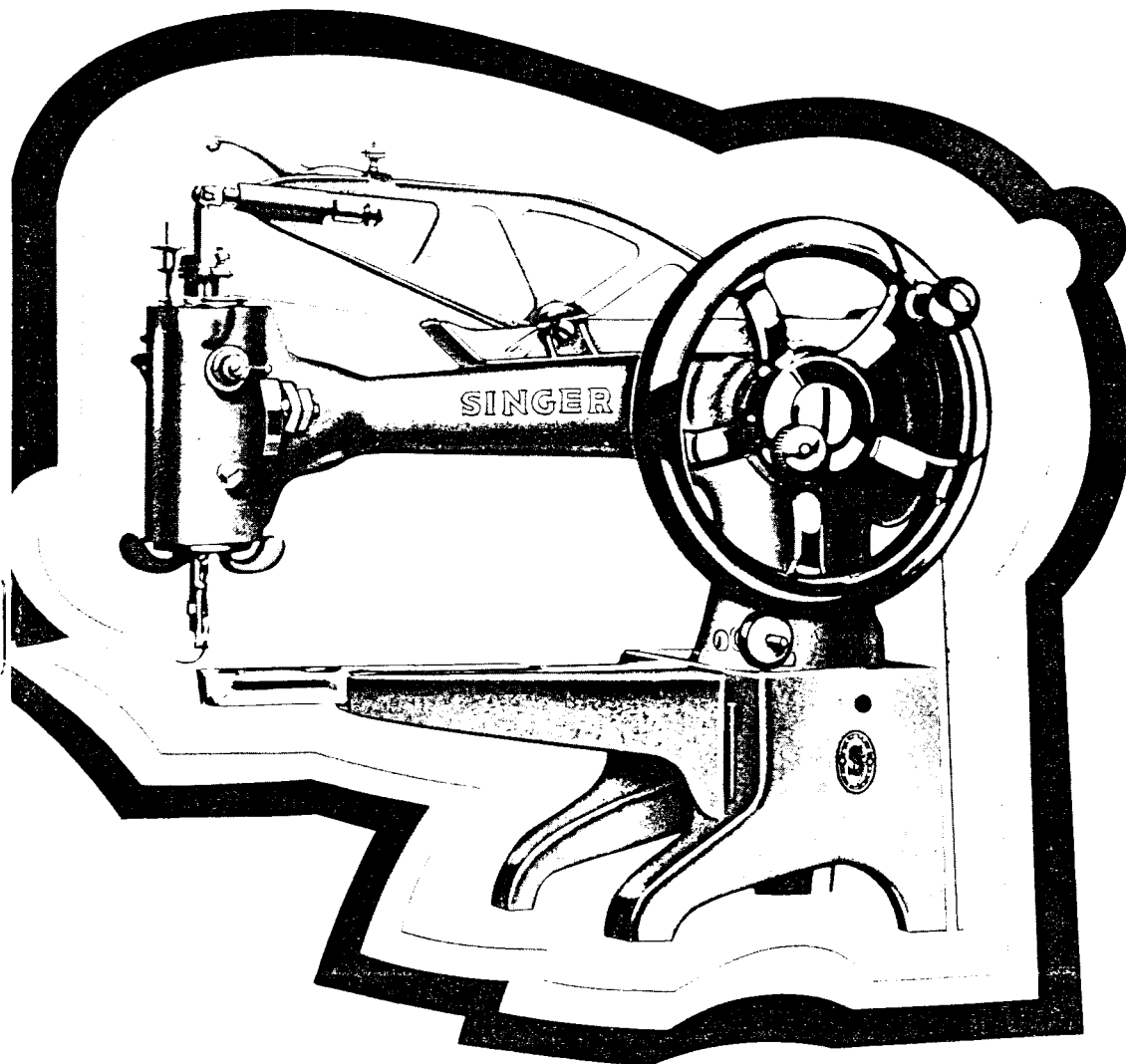


SINGER
29K

SINGER INDUSTRIAL PRODUCTS CATALOG

SPECIAL EDITION

**PARTS FOR
SHOE and
BOOT REPAIR**



**THE SINGER COMPANY
PISCATAWAY, N.J.**

**Single Needle Lockstitch
(Type 301)
Cylinder Bed
Universal Upper Feed**

29K

Description of Class

Ideal for shoe and boot repairing and general stitching on tubular articles of leather, canvas, etc. Versatility of these machines is increased by use of a work table, furnished at extra charge, that enables the machine to be used for general work in the same manner as a flat bed machine. The Class 29K machine can be driven by either foot power or electric drive.

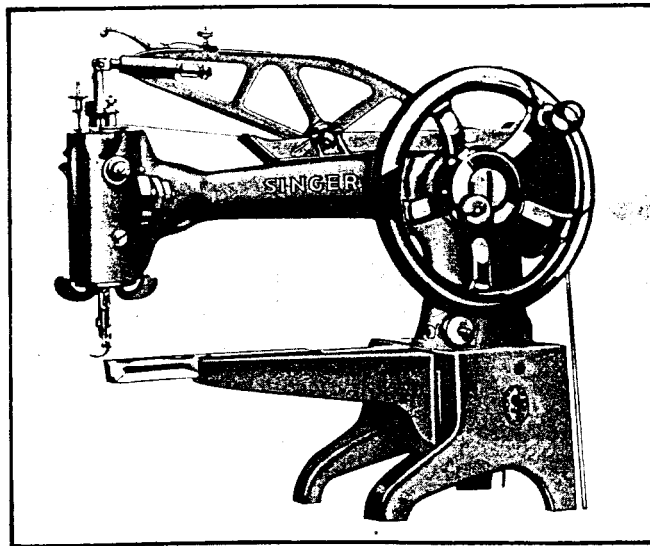
Features

The universal upper feed, controlled by a winged lever above the feeding foot, allows the operator to stitch in any direction without turning the work. The feeding foot rises 1/4" (6.4mm) during feed action. The manual lift of the feeding foot is adjustable up to 3/8" (9.5mm). Machine can be furnished with the handwheel located at front of machine, or fitted on pulley end (to be specified on order). Max. stitch length: 5 (5.1mm) per inch. Max. speed: 500 s.p.m.

Individual Industrial Unit

29K71
Motor — K9
Work Table — 83968
Stand (Motor) — 102319
Stand (Foot power) — 102304
Light — 996227-502 with 625103-01 Bracket

29K72—29K73
Motor — K9
Work Table (29K72) — 83740
Work Table (29K73) — 83741
Stand (Motor) — 102320
Stand (Foot power) — 102305
Light — 996227-502 with 625103-01 Bracket



29K71 Machine

Small and narrow spaces such as toes of shoes, slippers, etc. Bed dimensions: width at end of cylinder 1" (25mm), depth 7/8" (22mm), space at right of needle 12-1/4" (31.1mm). Machine pulley (two speed): 2-7/8" (73.1mm) and 4-7/8" (123.8mm) dia. for round leather belt
Needle: Cat. 3750 (29 x 4)


29K72 Machine

Long tubular work such as high topped boots, golf bags, etc. Bed dimensions: width at end of cylinder bed 1-5/32" (29mm), depth 1-1/16" (27mm), space at right of needle 17-1/2" (445mm) Machine pulley (two speed): 3-1/4" (82.6mm) and 5-1/2" (139.7mm) dia. for round leather belt
Needle: Cat. 3750 (29 x 4)

29K73 Machine

Lengthy cylindrical articles. Bed dimensions: width at end of cylinder bed 1" (25mm), depth 7/8" (22mm), space at right of needle 17-1/2" (445mm) Machine pulley (two speed): 3-1/4" (82.6mm) and 5-1/2" (139.7mm) dia. for round leather belt
Needle: Cat. 3750 (29 x 4)

How to place your parts and needle orders for fast delivery service



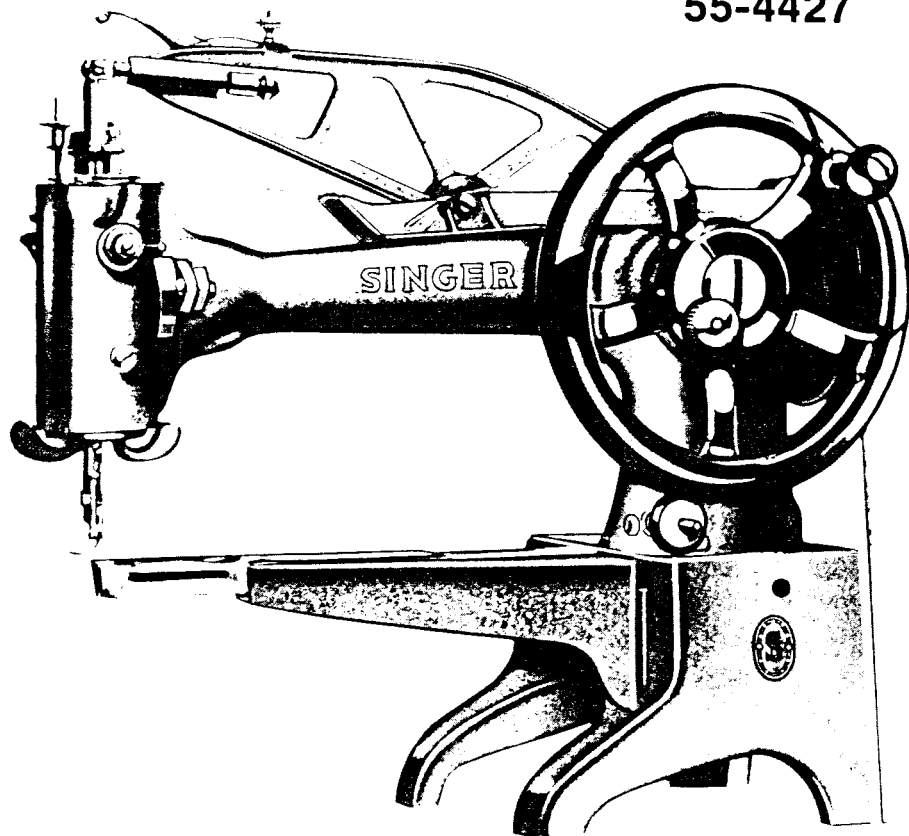
Call on Singer for prompt authentic replacements through Singer

For fast "same day" shipments, place your parts and needle orders directly with our Murfreesboro Distribution Center by Telephone, Mail, Teletype or Telex — whichever is most convenient.

Use convenient Air Mail Order Forms to speed handling of your next mail order for Singer replacement parts and needles. Postage-free order cards and envelopes are available on request.

To place an **emergency** order for parts or needles any time, day or night, use our new toll-free telephone service called "SPEED" (Singer Parts Emergency — Expedited Delivery). The special number is **(800) 251-8523**. Orders received during regular hours will be shipped immediately; those recorded at night will be shipped the following morning.

⁹ Tennessee customers call "collect": **(615) 893-6499** from 8:00 A.M. to 4:30 P.M. (CT).



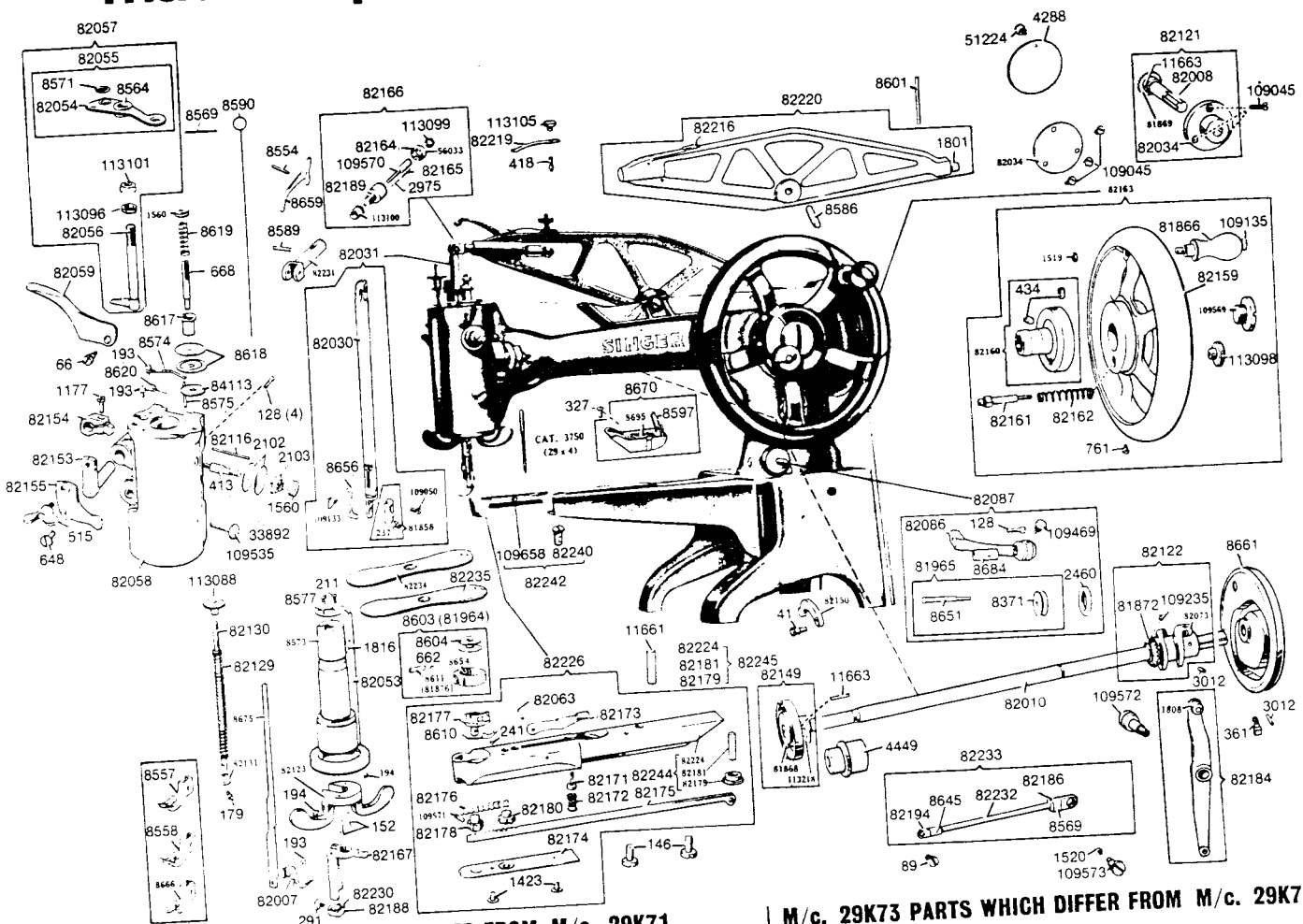
**The Singer Company
Parts Distribution Center
U.S. 41-N
Murfreesboro, Tennessee 37130**

**Call Customer Service Dept.
(615) 893-6493**

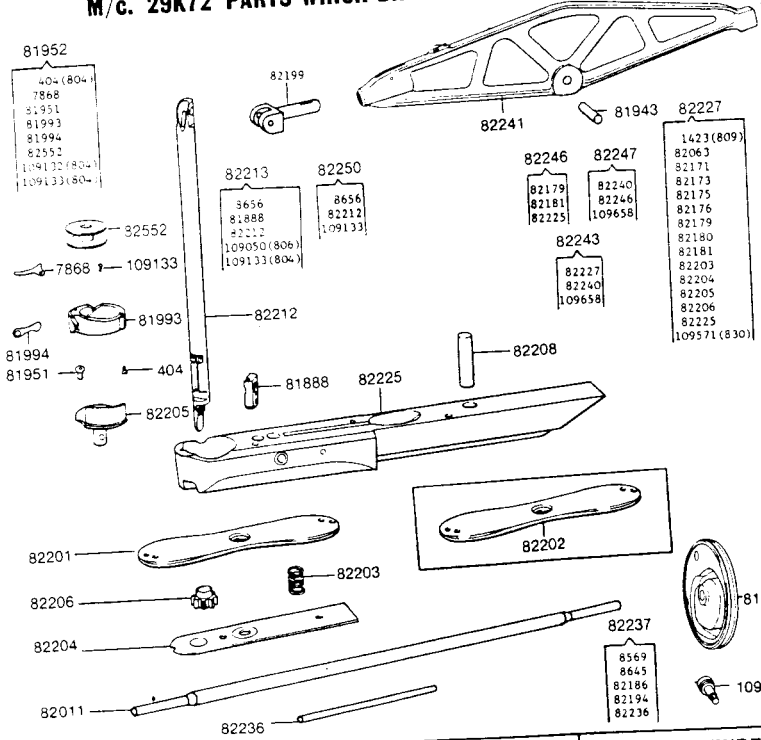
810-381-4382

55-4427

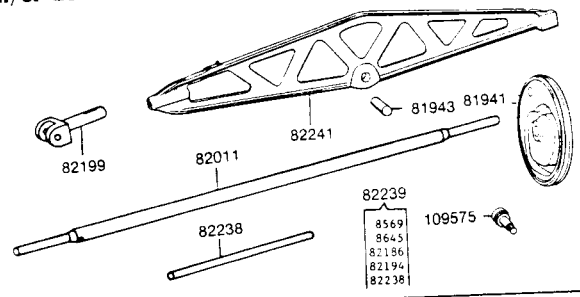
machine parts chart for SINGER 29K71



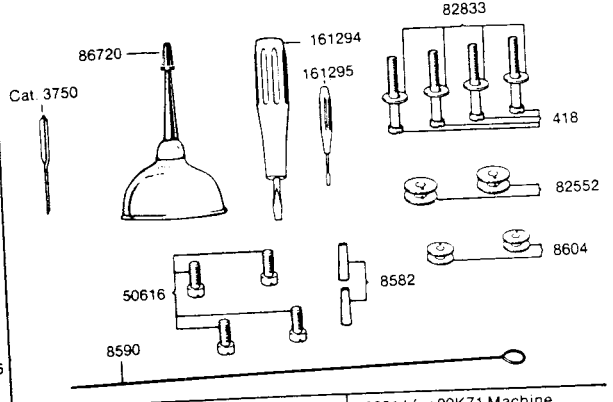
M/c. 29K72 PARTS WHICH DIFFER FROM M/c. 29K71



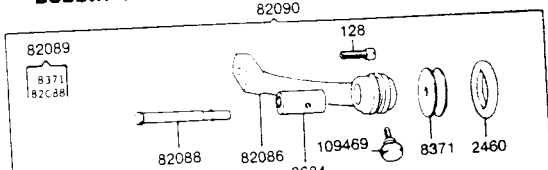
M/c. 29K73 PARTS WHICH DIFFER FROM M/c. 29K72



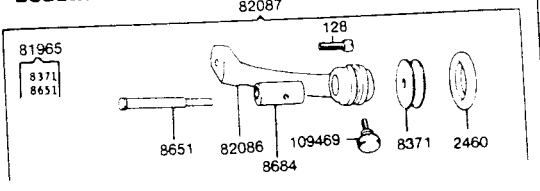
ACCESSORIES



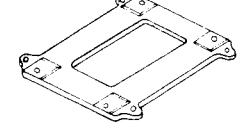
BOBBIN WINDER COMPLETE FOR M/c. 29K72



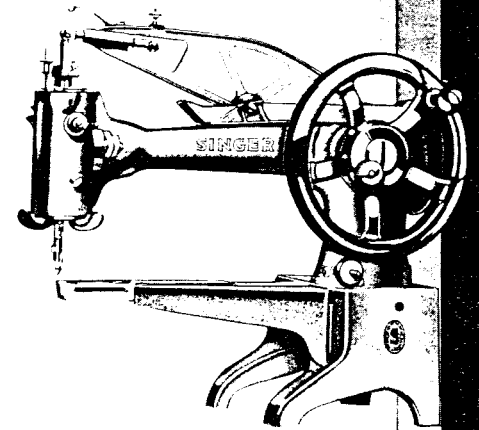
BOBBIN WINDER COMPLETE FOR M/c. 29K73



82214 for 29K71 Machine
82113 for 29K72 and 29K73 Machine



Part No.	Description	Part No.	Description
41	Vibrating Presser Foot Lifting Lever Screw	3012	Needle Bar Cam and Pulley Wheel Pin
66	Lifter Hinge Screw	3012	Shuttle Driving Cam Gear Pin
89	Shuttle Driving Lever	4288	Arm Side Cover (back)
	Connecting Rod Hinge Screw	4449	Shaft Bushing
128	Bobbin Winder Frame Screw	8371	Bobbin Winder Spindle Pulley
128	Head Binding Screw	8554	Check Lever Joint Pin
146	Shuttle Driving Gear Box Screw	8557	Feeding Foot (narrow fork fine)
152	Head Revolving Bush Handle Screw	8558	Feeding Foot (narrow fork coarse)
179	Vibrating Presser Spring Bar Collar Screw	8564	Foot Bar Revolving Joint
193	Feeding Foot Screw	8569	Foot Bar Revolving Joint Hinge Pin
193	Head Revolving Bush Friction Spring Screw	8569	Shuttle Driving Lever Connecting Roll End Pin (back)
193	Thread Eyelet Screw	8571	Foot Bar Revolving Joint Washer
194	Feed Motion Bell Crank Lever Joint Screw	8573	Head Revolving Bush
211	Head Revolving Bush Supporting Washer Screw	8574	Head Revolving Bush Friction Spring
237	Needle Bar Needle Clamping Screw	8575	Head Revolving Bush Friction Spring Pin
241	Shuttle Carrier Spring Screw	8577	Head Revolving Bush Supporting Washer
291	Stitch Regulator Thumb Screw	8586	Needle Bar Driving Lever Joint Pin
327	Oil Cup Screw	8589	Needle Bar Piston Joint Pin
361	Needle Bar Cam and Pulley Wheel Set Screw	8590	Needle Bar Threading Wire
413	Tension (side) Adjusting Stud	8597	Oil Cup Spring
416	Check Lever Tension Stud	8601	Spool Pin
434	Hand Wheel Stop Motion Flanged Bushing	8603	Shuttle complete
	Binding Screw	8604	Shuttle Bobbin
515	Vibrating Presser Lifting Lever Shaft	8610	Shuttle Carrier Spring
	Adjusting Lever Clamping Screw	8611	Shuttle Tension Spring
648	Vibrating Presser Lifting Lever Shaft Adjusting Lever Hinge Screw	8617	Tension (top) Cup (release)
662	Shuttle Tension Regulating Screw	8618	Tension (top) Disc
668	Tension (top) Adjusting Stud	8619	Tension (top) Spring
761	Hand Wheel Stop Motion Plunger Stop Screw	8620	Thread Eyelet (head of arm)
1177	Vibrating Presser Lifting Lever Shaft Lever Clamping Screw	8645	Shuttle Driving Lever Connecting Rod End Pin (front)
1423	Pinion Cover Plate Screw	8651	Bobbin Winder Spindle
1519	Hand Wheel Handle Spindle Nut	8654	Shuttle Body
1520	Shuttle Driving Lever Eccentric Stud Nut	8656	Needle Bar Thread Tension Spring
1560	Tension (side) Adjusting Stud Thumb Nut	8659	Check Lever
1560	Tension (top) Adjusting Stud Thumb Nut	8661	Needle Bar Cam and Pulley Wheel
1801	Needle Bar Driving Lever Cam Roller and Stud	8666	Feeding Foot (for waxed thread)
1808	Shuttle Driving Cam Roller and Stud	8670	Oil Cup
1816	Feed Motion Ring Slide Bar Roller and Stud	8675	Foot Bar
2102	Tension (side) Disc	8684	Bobbin Winder Eccentric Oil Cup Oil Pad (cloth)
2103	Tension (side) Spring	8695	Shuttle Driving Gear Box Position Pin
2460	Bobbin Winder Spindle Pulley Rubber Ring	11661	Hand Wheel Shaft Gear Pin
2975	Check Lever Indicator Index Head Locating Plunger Spring	11663	Feed Motion Cam Wheel Pin
		11663	Tension (side) Adjusting Stud complete
		33892	Arm Side Cover (back) Thumb Screw
		51224	Check Lever Indicator Index Head Stop Pin
		56033	Needle Bar Clamp
		81858	Hand Wheel Handle (wood)
		81866	Vibrating Presser Roller Pin
		81868	Hand Wheel Shaft Gear
		81869	Shuttle Driving Cam Gear
		81872	Shuttle Tension Spring (heavy)
		81876	



Part No.	Description
81964	Shuttle complete (for heavy work)
81965	Bobbin Winder Spindle complete
82007	Feeding Foot
82008	Hand Wheel Shaft
82010	Shaft
82030	Needle Bar
82031	Needle Bar complete
82034	Arm Side Cover (front) for use when machine is fitted with Hand Wheel on end of Shaft
82052	Hand Wheel Hub
82053	Feed Motion Ring Slide Bar
82054	Foot Bar Revolving Joint Bearing
82055	Foot Bar Revolving Joint Bearing complete
82056	Foot Bar Revolving Joint Slide Rod
82057	Foot Bar Revolving Joint complete
82058	Head of Machine
82059	Lifter
82063	Needle Plate Releasing Lever Hinge Pin
82073	Shuttle Driving Cam
82086	Bobbin Winder Frame
82087	Bobbin Winder complete
82116	Tension (side) Thread Guide Pin
82121	Hand Wheel Hub complete
82122	Shuttle Driving Cam and Gear complete
82123	Hand Revolving Bush Handle
82129	Vibrating Presser Spring (heavy)
82130	Vibrating Presser Spring Bar
82131	Vibrating Presser Spring Bar Collar
82149	Feed Motion Cam Wheel
82150	Vibrating Presser Lifting Lever (for medium work)
82153	Vibrating Presser Lifting Lever Shaft

Part No.	Description	Part No.	Description	Part No.	Description
82154	Vibrating Presser Lifting Lever Shaft Lever	82245	Shuttle Driving Gear Box 82244 with 82240 and 109658	81993	Shuttle Body
82155	Vibrating Presser Lifting Lever Shaft Adjusting Lever	84113	Tension (top) Disc Washer (leather)	81994	Shuttle Tension Spring Shaft
82159	Hand Wheel	109045	Arm Side Cover (front) Screw	82011	Needle Bar Piston Joint
82160	Hand Wheel Stop Motion Flanged Bushing	109045	Hand Wheel Hub Screw	82201	Needle Plate (fine and medium needle holes)
82161	Hand Wheel Stop Motion Plunger	109050	Needle Bar Clamp Screw	82202	Needle Plate (medium and coarse needle holes)
82162	Hand Wheel Stop Motion Plunger Spring	109133	Needle Bar Thread Tension Spring Screw	82203	Needle Plate Locating Plunger Spring
82163	Hand Wheel and Stop Motion, complete	109135	Hand Wheel Handle Spindle	82204	Pinion Cover Plate
82164	Check Lever Indicator Index Head	109235	Shuttle Driving Cam Gear Set Screw	82205	Shuttle Carrier
82165	Check Lever Indicator Index Head Locating Plunger	109469	Bobbin Winder Eccentric Thumb Screw	82206	Shuttle Carrier Driving Pinion
82166	Check Lever Thread Take-up Adjusting Screw with Indicator complete	109535	Head Revolving Bush Stop Thumb Screw	82208	Shuttle Driving Gear Box Position Pin
82167	Feed Motion Bell Crank Lever	109569	Hand Wheel Retaining Screw	82212	Needle Bar
82171	Needle Plate Locating Plunger	109570	Check Lever Thread Take-up Adjusting Screw	82213	Needle Bar complete, Nos. 81888, 82250 and 109050 (806)
82172	Needle Plate Locating Plunger Spring	109571	Shuttle Carrier Driving Pinion Screw	82225	Shuttle Driving Gear Box
82173	Needle Plate Releasing Lever	109572	Shuttle Driving Lever Bearing Screw	82227	Shuttle Driving Gear Box complete, Nos. 82063, 82171, 82173, 82175, 82176, 82179 to 82181, 82203 to 82206, 82225, 109571(830) and two 1423(809)
82174	Pinion Cover Plate	109573	Shuttle Driving Lever Eccentric Stud	82236	Shuttle Driving Lever Connection Rod
82175	Rack (long)	109658	Needle Plate Hinge Pin Binding Screw	82237	Shuttle Driving Lever Connection Rod complete, Nos. 8569, 8645, 82186, 82194 and 82236
82176	Rack (short)	113088	Vibrating Presser Spring Bar Adjusting Nut	82241	Needle Bar Driving Joint
82177	Shuttle Carrier	113096	Foot Bar Revolving Joint Slide Rod Lock Nut (lower)	82243	Shuttle Driving Gear Box 82227 with 109658 and 82240
82178	Shuttle Carrier Driving Pinion	113098	Hand Wheel Stop Motion Plunger Thumb Nut	82246	Shuttle Driving Gear Box 82225 with 82179 and 82181
82179	Shuttle Carrier Driving Pinion Bushing	113099	Check Lever Thread Take-up Adjusting Screw Lock Nut	82247	Shuttle Driving Gear Box 82244 with 109658 and 82240
82180	Shuttle Carrier Following Pinion	113100	Check Lever Indicator Body Lock Nut	82250	Needle Bar 82212 with 8656 and 109133(804)
82181	Shuttle Carrier Following Pinion Stud	113101	Foot Bar Revolving Joint Slide Rod Lock Nut (upper)	82252	Shuttle Bobbin
82184	Shuttle Driving Lever	113105	Check Lever Tension Stud Nut	109132	Shuttle Tension Regulating Screw
82186	Shuttle Driving Lever Connecting Rod End (back)	113218	Vibrating Presser Roller	109133	Needle Bar Thread Tension Spring Screw
82188	Shuttle Regulator			109575	Shuttle Driving Lever Bearing Screw
82189	Check Lever Indicator Body				
82194	Shuttle Driving Lever Connecting Rod End (front)				
82216	Check Lever Spring Steady Pin				
82219	Check Lever Spring				
82220	Needle Bar Driving Lever				
82224	Shuttle Driving Gear Box				
82226	Shuttle Driving Gear Box complete				
82230	Stitch Regulator Gib				
82231	Needle Bar Piston Joint				
82232	Shuttle Driving Lever Connecting Rod				
82233	Shuttle Driving Lever Connecting Rod complete				
82234	Needle Plate (medium and coarse needle holes)				
82235	Needle Plate (fine and medium needle holes)				
82240	Needle Plate Hinge Pin				
82242	Shuttle Driving Gear Box 82226 with 82240 and 109658				
82244	Shuttle Driving Gear Box 82224 with 82179 and 82181				

SUPPLEMENTARY PARTS LIST FOR MACHINE 29K72

(Same as the complete list for 29K72 with the following exceptions)

PARTS ADDED

404(804)	Shuttle Thread Pull-off Screw
7868	Shuttle Bobbin Retaining Spring
80548	Tension (side) Spring
81888	Needle Bar Clamp with 237(806)
81941	Needle Bar Cam and Pulley Wheel
81943	Needle Bar Driving Lever Joint Pin
81951	Shuttle Thread Pull-off
81952	Shuttle complete, Nos. 404 (804), 7868, 81951, 81993, 81994, 82552, 109132(804) and 109133(804)

PARTS REMOVED

241(804)	Shuttle Carrier Spring Screw
662(806)	Shuttle Tension Regulating Screw
2103	Tension (side) Spring
8586	Needle Bar Driving Lever Joint Pin
8603	Shuttle complete, Nos. 662(806), 8604, 8611, and 8654
8604	Shuttle Bobbin
8610	Shuttle Carrier Spring
8654	Shuttle Body
8661	Needle Bar Cam and Pulley Wheel with 361(803)
11661	Shuttle Driving Gear Box Position Pin

**SUPPLEMENTARY PARTS LIST FOR
MACHINE 29K72**

PARTS REMOVED

Part No.	Description
81858	Needle Bar Clamp with 237(806)
81876	Shuttle Tension Spring
82010	Shaft
82030	Needle Bar
82031	Needle Bar complete. Nos. 81858, 82249 and 109050(806)
82172	Needle Plate Locating Plunger Spring
82174	Pinion Cover Plate
82177	Shuttle Carrier with 241(804) and 8610
82178	Shuttle Carrier Driving Pinion
82220	Needle Bar Driving Lever with 1801 and 82216
82224	Shuttle Driving Gear Box
82226	Shuttle Driving Gear Box complete. Nos. 82063, 82171 to 82181, 82224, 109571(830) and two 1423(809)
82231	Needle Bar Piston Joint
82232	Shuttle Driving Lever Connection Rod
82233	Shuttle Driving Lever Connection Rod complete. Nos. 8569, 8645, 82186, 82194 and 82232
82234	Needle Plate (medium and coarse needle holes)
82235	Needle Plate (fine and medium needle holes)
82242	Shuttle Driving Gear Box 82226 with 109658 and 82240
82244	Shuttle Driving Gear Box 82224 with 82179 and 82181
82245	Shuttle Driving Gear Box 82244 with 109658 and 82240
82249	Needle Bar 82030 with 8656 and two 109133(804)
109572(803)	Shuttle Driving Lever Bearing Screw

**SUPPLEMENTARY PARTS LIST FOR
MACHINE 29K73**

(Same as complete list for 29K71 with the following exceptions)

PARTS ADDED

81941	Needle Bar Cam and Pulley Wheel with 361(803)
81943	Needle Bar Driving Lever Joint Pin
82011	Shaft
82199	Needle Bar Piston Joint
82238	Shuttle Driving Lever Connection Rod
82239	Shuttle Driving Lever Connection Rod complete. Nos. 8569, 8645, 82186, 82194 and 82238
82241	Needle Bar Driving Lever 1801 with 82216
109575	Shuttle Driving Lever Bearing Screw

PARTS REMOVED

Part No.	Description
8586	Needle Bar Driving Lever Joint Pin
8661	Needle Bar Cam and Pulley Wheel with 361(803)
82010	Shaft
82220	Needle Bar Driving Lever with 1801 and 82216
82231	Needle Bar Piston Joint
82232	Shuttle Driving Lever Connection Rod
82233	Shuttle Driving Lever Connection Rod complete. Nos. 8569, 8645, 82186, 82194 and 82232
109572	Shuttle Driving Lever Bearing Screw

ACCESSORIES






128(804)	Bobbin Winder Frame Screw
418(805)	Machine Screw (for fastening machine to Power Table)
2460	Bobbin Winder Spindle Pulley Rubber Ring
8371	Bobbin Winder Spindle Pulley
8582	Lower Arm and Bed Steady Pin
8590	Needle Bar Threading Wire
8604	Shuttle Bobbin for 8603 and 81964
8651	Bobbin Winder Spindle for 81965
8684	Bobbin Winder Eccentric
50616	Machine Screw (for fastening base to machine)
81965	Bobbin Winder Spindle 8651 with 8371 for 82087
82086	Bobbin Winder Frame
82087	Bobbin Winder complete. Nos. 128(804), 2460, 8684, 81965, 82086 and 109469 (818) for 29K71 and 29K73 Machines
82088	Bobbin Winder Spindle for 82089
82089	Bobbin Winder Spindle 82088 with 8371 for 82090
82090	Bobbin Winder Spindle complete. Nos. 128(804), 2460, 8684, 82086, 82089 and 109469(818) for 29K72 Machine
82113	Machine Base for 29K72 and 29K73 Machines
82214	Machine Base for 29K71 Machine
82552	Shuttle Bobbin for 81952
82833	Machine Screw Washer












Part No.	Description
86720	Oiler
109469(818)	Bobbin Winder Eccentric Thumb Screw
161294	Screw Driver (large)
161295	Screw Driver (small)
Cat.3750	Needles (6)

Parts for 29K Machines

Popular Screws

Screw No.	Description
109133	Bobbin Retaining Spring Screw
193	Feeding Foot Screw
237	Needle Clamping Screw
109050	Needle Clamp Screw
109658	Needle Plate Hinge Pin Screw
109571	Pinion Screw
404	Shuttle Thread Pull-Off Screw
291	Stitch Regulator Screw
109132	Tension Regulating Screw
109133	Thread Tension Spring Screw

				
82178 Driving Pinion for 29K71, 73 82206 for 29K72	82180 Following Pinion	8604 Bobbin for 29K71, 73. 82552 For 29K72.	8606 Shuttle for 29K71, 73 81952 for 29K72.	82177 Shuttle Carrier for 29K71, 73. 82205 for 29K72.

			
82031 Needle Bar Assembly for 29K71, 73. 82213 for 29K72	8675 Feeding Foot Bar	82219 Spring	82176 Rack (Short)
Component Parts			
109050 Clamp Screw	82234 Needle Plate (medium and coarse needle hole) for 29K71, 73 82202 for 29K72.	82175 Rack (long)	82242 Shuttle Driving Gear Box Assembly for 29K71, 73. 82243 for 29K72.
82030 Needle Bar for 29K71, 73			
82212 Needle Bar for 29K72	82007 Feeding Foot for 29K71, 73.	82231 Piston Joint for 29K71. 82199 for 29K72, 73.	2460 Bobbin Winder Ring
81858 Needle Bar Clamp for 29K71, 73.	8666 For 29K72		82240 Needle Plate Hinge Pin.
81888 Needle Bar Clamp for 29K72	193 Feeding Foot Screw		
237 Needle Clamping Screw			
8656 Thread Tension Spring			
109133 Thread Tension Spring Screw			

Additional Parts

82087 Bobbin Winder for 29K71, 73.	82122 Shuttle Driving Cam and Gear.
82090 Bobbin Winder for 29K72.	82233 Shuttle Driving Lever Connecting Rod for 29K71.
1801 Cam Roller and Stud.	82237 Shuttle Driving Lever Connecting Rod for 29K72.
8659 Check Lever.	82239 Shuttle Driving Lever Connecting Rod for 29K73.
8554 Check Lever Joint Pin.	8610 Shuttle Spring for 29K71, 73.
82230 Gib.	241 Shuttle Spring Screw for 29K71, 73.
82121 Hand Wheel Hub.	8611 Shuttle Tension Spring for 29K71, 73.
82220 Needle Bar Driving Lever for 29K71.	81994 Shuttle Tension Spring for 29K72.
82241 Needle Bar Driving Lever for 29K72, 73.	662 Shuttle Tension Regulating Screw for 29K71, 73.
8586 Needle Bar Driving Lever Joint Pin for 29K71.	109132 Shuttle Tension Regulating Screw for 29K72.
81943 Needle Bar Driving Lever Joint Pin for 29K72, 73.	82053 Slide Bar.
3012 Pin.	82188 Stitch Regulator.
82179 Pinion Bushing.	291 Stitch Regulator Thumb Screw.
8589 Piston Joint Pin.	2102 Tension Disc.
82123 Revolving Bush Handle.	2103 Tension Spring for 29K71, 73.
	80548 Tension Spring for 29K72.

PARTS ILLUSTRATIONS FULL SIZE (EXCEPT AS NOTED)

USE SINGER* DIE-PRESSED CHROME FINISH NEEDLES